



- 1 Go to, <https://4h.zsuite.org>



Email
cleaver@noemail.com

Password


LOGIN

SIGN UP

[Forgot Password?](#) [Need Help? Click here](#)

Enter the email and password for your Household account.


- 2 Choose an Adult or the Household profile (Youth profiles can't enroll)



Household

Primary

CHOOSE PROFILE



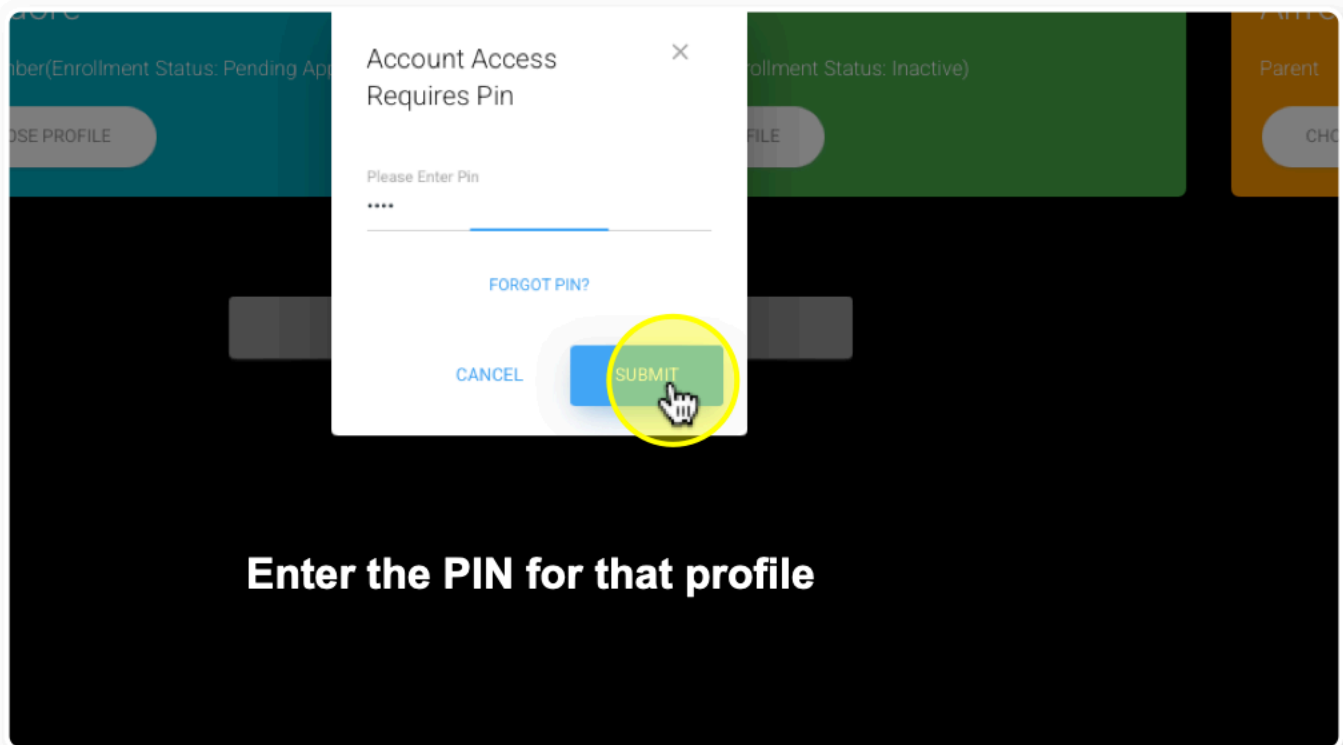
Theodore

Club Member(Enrollment Status: Pending Approval)

CHOOSE PROFILE

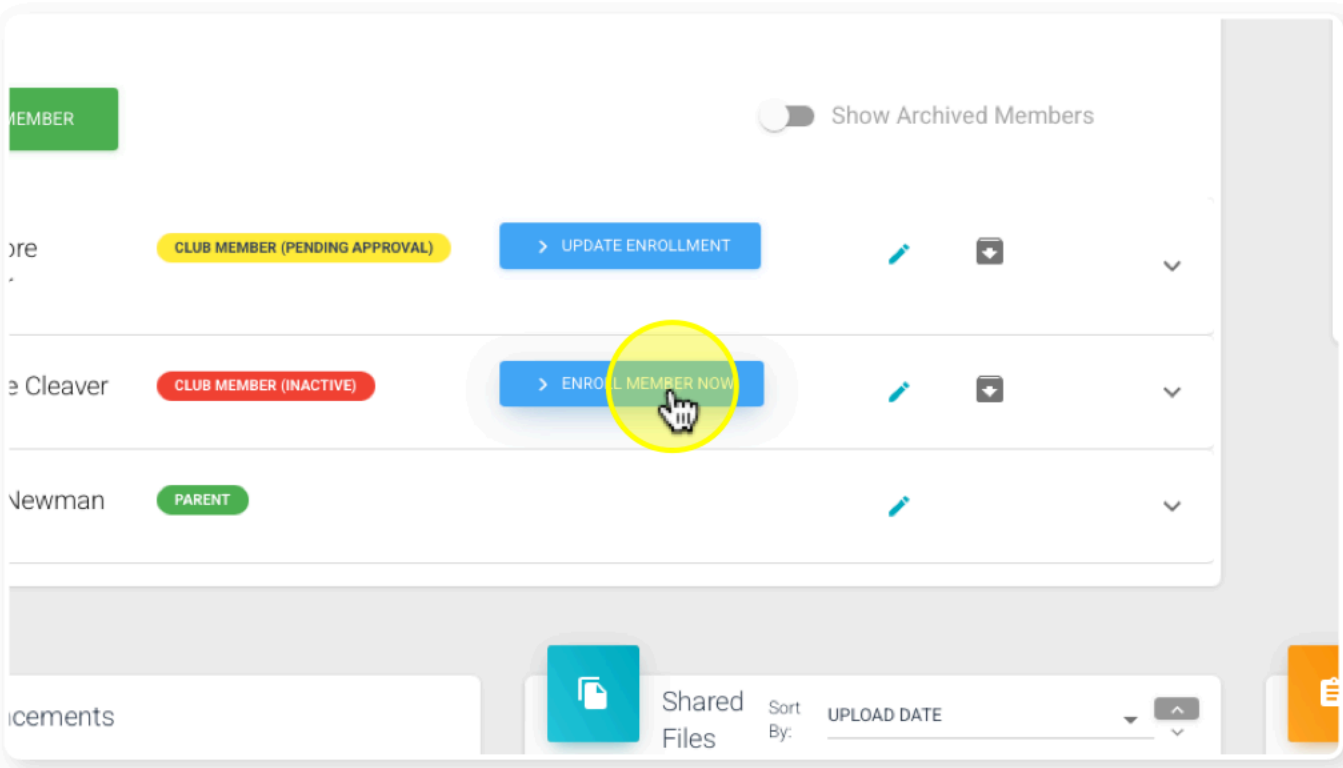
Select an Adult or the Household profile

3 Adult and Household profiles require a PIN



Enter the PIN for that profile

4 Click on the blue button next to the member you want to reenroll.



5 Personal Information Section

The screenshot shows a form titled "Personal Information Section". At the top, there are two dropdown menus: "who r..." and "Branch of Service" (set to "Coast Guard"). Below these are several empty input fields, one of which is labeled "irt size". At the bottom of the form, there are three buttons: "BACK TO DASHBOARD" (blue), "SAVE FOR LATER" (red with a bookmark icon), and "NEXT" (orange with a hand cursor icon). A yellow circle highlights the "NEXT" button. To the right of the form, there are three red text annotations: "Review Personal Information and update as needed.", "If your phone number or email has changed, please update.", and "Click Next at the bottom of the page to advance to Waivers." At the very bottom of the page, there is a footer: "© 2025 ZSuite Stay Amazing! the ZSuite Team".

who r... X ▾ Branch of Service Coast Guard X ▾

irt size ▾

BACK TO DASHBOARD SAVE FOR LATER NEXT

© 2025 ZSuite Stay Amazing! the ZSuite Team

Review Personal Information and update as needed.

If your phone number or email has changed, please update.

Click Next at the bottom of the page to advance to Waivers.

6 Waivers Section-Update each waiver

The screenshot shows the "Waivers Section-Update each waiver". On the left, there are three red text annotations: "Review and update ALL Waiver agreements.", "Scroll down as you complete each waiver.", and "Enter Parent Name for each waiver." The main form area has a section titled "List any other dietary Issues the 4-H member may experience" with a text input field. Below this is a section titled "Waiver Signatures and Approval". It contains a paragraph: "The health information provided here is accurate. I understand this information will be used for program planning purposes only". To the right of this paragraph is a label "Member Name *" with the text "sdfdf". Below the paragraph is a dropdown menu labeled "Yes, I agree" with a hand cursor icon. To the right of this dropdown is a label "Waiver Signature Date" with the date "05/29/2025". At the bottom, there is a label "Parent Name *" with a text input field. A yellow circle highlights the "Parent Name *" label. At the very bottom, there is a label "4-H Media Release".

Review and update ALL Waiver agreements.

Scroll down as you complete each waiver.

Enter Parent Name for each waiver.

List any other dietary Issues the 4-H member may experience

Waiver Signatures and Approval

The health information provided here is accurate. I understand this information will be used for program planning purposes only

Member Name * sdfdf


* Yes, I agree X ▾

Parent Name *

Waiver Signature Date 05/29/2025


4-H Media Release

- 7 Click on "NEXT" at the bottom of the page to advance to the Clubs Section

ion Release 

o use the submitted photograph for educational, promotional, advertising, or
t the mission of the university.

ion? *
a co... X ▾


BACK TO DASHBOARD SAVE FOR LATER **NEXT** 

When done with ALL
waivers, click Next on
the bottom right of the
page to advance to
Clubs.


- 8 Clubs Section


Review the 4-H clubs
listed and add or
remove them.

Be sure to include a
project associated
with each club.

PERSONAL INFO WAIVERS 

Click the Add Club button to add one or more Club
Click on a club to view projects

+ ADD CLUB 

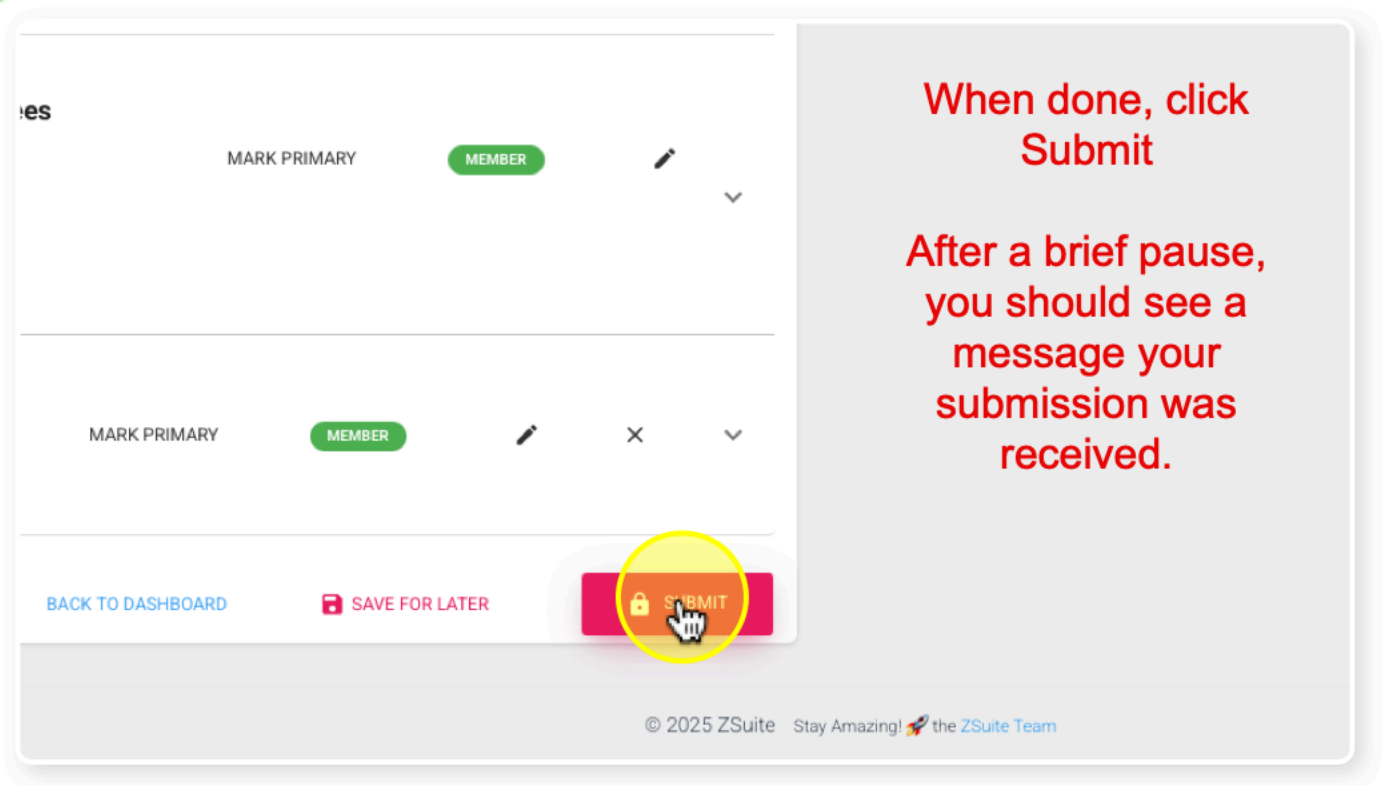
Bashful Bovines Dairy Club Primary MEMBER 

County: Example

Club Description:

A 4-H dairy club focused on making the best better. This club is open to youth in
year out of college)

- 9 When all your clubs and projects are selected, click on "SUBMIT"



- 10 Click on "OK" and return to the Dashboard to reenroll other members.

